
COMPUTER SCIENCE

9608/42

Paper 4 Written Paper

October/November 2018

MARK SCHEME

Maximum Mark: 75

Published

This mark scheme is published as an aid to teachers and candidates, to indicate the requirements of the examination. It shows the basis on which Examiners were instructed to award marks. It does not indicate the details of the discussions that took place at an Examiners' meeting before marking began, which would have considered the acceptability of alternative answers.

Mark schemes should be read in conjunction with the question paper and the Principal Examiner Report for Teachers.

Cambridge International will not enter into discussions about these mark schemes.

Cambridge International is publishing the mark schemes for the October/November 2018 series for most Cambridge IGCSE™, Cambridge International A and AS Level components and some Cambridge O Level components.

This document consists of **18** printed pages.

PUBLISHED**Generic Marking Principles**

These general marking principles must be applied by all examiners when marking candidate answers. They should be applied alongside the specific content of the mark scheme or generic level descriptors for a question. Each question paper and mark scheme will also comply with these marking principles.

GENERIC MARKING PRINCIPLE 1:

Marks must be awarded in line with:

- the specific content of the mark scheme or the generic level descriptors for the question
- the specific skills defined in the mark scheme or in the generic level descriptors for the question
- the standard of response required by a candidate as exemplified by the standardisation scripts.

GENERIC MARKING PRINCIPLE 2:

Marks awarded are always **whole marks** (not half marks, or other fractions).

GENERIC MARKING PRINCIPLE 3:

Marks must be awarded **positively**:

- marks are awarded for correct/valid answers, as defined in the mark scheme. However, credit is given for valid answers which go beyond the scope of the syllabus and mark scheme, referring to your Team Leader as appropriate
- marks are awarded when candidates clearly demonstrate what they know and can do
- marks are not deducted for errors
- marks are not deducted for omissions
- answers should only be judged on the quality of spelling, punctuation and grammar when these features are specifically assessed by the question as indicated by the mark scheme. The meaning, however, should be unambiguous.

GENERIC MARKING PRINCIPLE 4:

Rules must be applied consistently e.g. in situations where candidates have not followed instructions or in the application of generic level descriptors.

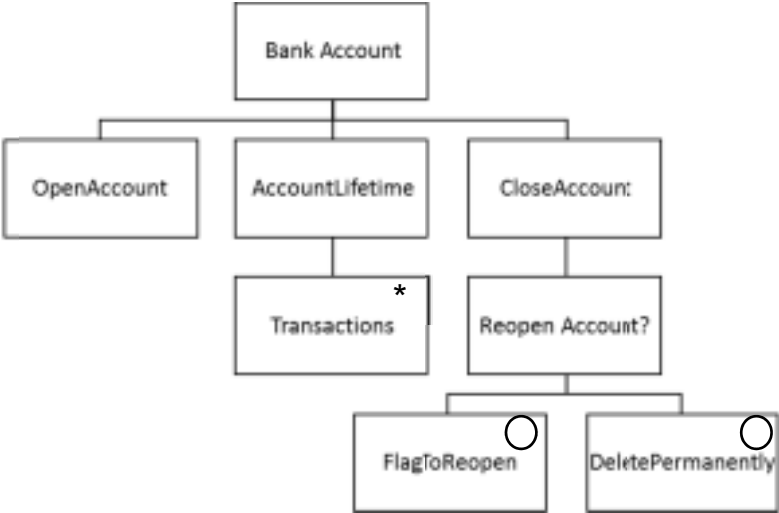
GENERIC MARKING PRINCIPLE 5:

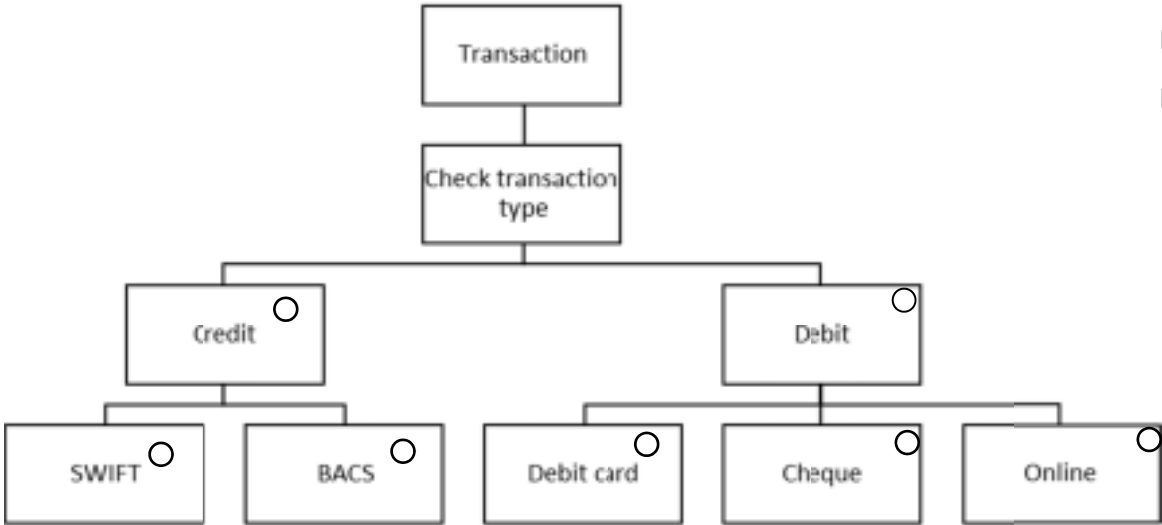
Marks should be awarded using the full range of marks defined in the mark scheme for the question (however; the use of the full mark range may be limited according to the quality of the candidate responses seen).

GENERIC MARKING PRINCIPLE 6:

Marks awarded are based solely on the requirements as defined in the mark scheme. Marks should not be awarded with grade thresholds or grade descriptors in mind.

AlevelCSOnline.CF

Question	Answer	Marks
1(a)	<p>1 mark per bullet point:</p> <ul style="list-style-type: none"> • OpenAccount, AccountLifetime and CloseAccount below Bank Account Transactions below AccountLifetime • ...with iteration • Reopen Account? below Close Account • FlagToReopen and DeletePermanently below ReopenAccount? • ...with selection on both <p>Example:</p>  <pre> graph TD BA[Bank Account] --> OA[OpenAccount] BA --> AL[AccountLifetime] BA --> CA[CloseAccount] AL --> T[Transactions*] AL --> RA[Reopen Account?] RA --> FR[FlagToReopen] RA --> DP[DeletePermanently] style FR stroke-width:2px style DP stroke-width:2px </pre>	6

Question	Answer	Marks
1(b)	<p>1 mark per bullet point:</p> <ul style="list-style-type: none"> • Credit and debit below Transaction • Swift and BACS below Credit • Debit, Cheque and Online below Debit • Correct selections where needed and no additional selection/iteration 	4

Question	Answer	Marks
2(a)	<p>1 mark for each fact:</p> <pre>18 type(waterdog, gundog). 19 is_a(standardpoodle, waterdog).</pre>	2
2(b)	<p>1 mark for each result:</p> <pre>H = english_setter, irish_setter</pre>	2

Question	Answer	Marks
2(c)	1 mark per bullet point to max 2: <ul style="list-style-type: none"> • is_a • (irish_setter, W) is_a(irish_setter, W)	2
2(d)	1 mark per bullet point to max 3: <ul style="list-style-type: none"> • is_a(X, Z) • AND • fav_bird(Z, Y). fav_bird(X, Y) IF is_a(X, Z) AND fav_bird(Z, Y).	3
2(e)	NO	1

Question	Answer	Marks
3(a)	1 mark for each completed statement: <pre> 01 FOR Outer ← LENGTH(List)-1 TO 0 STEP -1 02 FOR Inner ← 0 TO (Outer - 1) 03 IF List[Inner] > List[Inner + 1] 04 THEN 05 Temp ← List[Inner] 06 List[Inner] ← List[Inner + 1] 07 List[Inner + 1] ← Temp 08 ENDIF 09 ENDFOR 10 ENDFOR </pre>	7
3(b)(i)	Ascending (must match answer to 3(a))	1

Question	Answer	Marks
3(b)(ii)	Line 03 Change the operator in the IF statement to < or <= rather than >	1
3(c)	<p>1 mark per bullet</p> <ul style="list-style-type: none"> • Use of a (Boolean) flag... • ...Remainder of bubble correct • Set flag when a swap has been made... • ...Loop until a swap has not been made and then exit all loops <pre> Outer ← LENGTH(List)-1 REPEAT Inner ← 0 Swap ← FALSE REPEAT IF List[Inner] > List[Inner + 1] THEN Temp ← List[Inner] List[Inner] ← List[Inner + 1] List[Inner + 1] ← Temp Swap = TRUE ENDIF Inner ← Inner + 1 UNTIL Inner = Outer - 1 Outer ← Outer - 1 UNTIL Swap = FALSE OR Outer = 0 </pre>	4

Question	Answer	Marks
<p>4(a)</p>	<p>1 mark per bullet point:</p> <ul style="list-style-type: none"> • Clown has attributes Item and MusicalInstrument with appropriate data types • Aerial has attribute Role/Type with appropriate data type. • Clown and Aerial have method PerformerInfo() / DisplayInfo() or equivalent. • Acrobat, Clown and Aerial inheriting from Performer. <pre> classDiagram class Performer { +String FirstName +String LastName +String SecondaryRole +String StageName +String Type +Constructor() +EditSecondaryRole() +EditStageName() } class Clown { +String Item +String MusicalInstrument +Constructor() +PerformerInfo() } class Acrobat { +Boolean UseFire +Constructor() +PerformerInfo() } class Aerial { +String Role +Constructor() +PerformerInfo() } Performer < -- Clown Performer < -- Acrobat Performer < -- Aerial </pre>	<p>4</p>

Question	Answer	Marks
4(b)	<p>1 mark per bullet point to max 5:</p> <p>1 mark per bullet to max 4:</p> <ul style="list-style-type: none"> • class declaration (and end where applicable) • declaring five attributes as private (with string data types where applicable) • (language specific) constructor method (and end where applicable) • ... with five parameters • initialising five attributes using parameters <p>1 mark per bullet to max 3:</p> <ul style="list-style-type: none"> • procedure header (and close) for <code>EditSecondaryRole</code> // procedure header (and close) for <code>EditStageName</code> ... • ...takes parameter • ...<code>EditSecondaryRole</code> replaces <code>SecondaryRole</code> with parameter • ...<code>EditStageName</code> replaces <code>StageName</code> with parameter <p>Example Python:</p> <pre>class Performer(object): def __init__(self, Firstname, Lastname, Stagename, SecondaryRole, Type): self.__FirstName = Firstname self.__LastName = Lastname self.__StageName = Stagename self.__SecondaryRole = SecondaryRole self.__PerfType = Type def EditSecondaryRole(self, NewRole): self.SecondaryRole = NewRole def EditStageName(self, NewStageName): self.StageName = NewStageName</pre>	5

Question	Answer	Marks
4(b)	<p>Example Visual Basic:</p> <pre> Class Performer Private FirstName As String Private LastName As String Private StageName As String Private SecondaryRole As String Private PerfType As String Public Sub New(ByVal FName As String, ByVal Lname As String, ByVal Sname As String, ByVal SecRole As String, ByVal Type As String) FirstName = FName LastName = Lname StageName = Sname SecondaryRole = SecRole PerfType = Type End Sub Public Sub EditSecondaryRole(ByVal Srole As String) SecondaryRole = Srole End Sub Public Sub EditStageName(ByVal Sname As String) StageName = Sname End Sub End Class </pre>	

Question	Answer	Marks
4(b)	<p>Example Pascal:</p> <pre> type Performer = class private FirstName : String; LastName : String; StageName : String; SecondaryRole : String; PerfType : String; public Constructor init(Fname, Lname, Sname, SType, Srole: String); Procedure EditSecondaryRole(Srole: String); Procedure EditStageName(Sname: String); end; Constructor Performer.init(Fname, Lname, Sname, SType, Srole:String); begin Firstname := Fname; Lastname := Lname; StageName := Sname; SecondaryRole := Srole; PerfType := SType; end; Procedure Performer.EditSecondaryRole(Srole: String); begin SecondaryRole := Srole; end; Procedure Performer.EditStageName(Sname: String); begin StageName := Sname; end; </pre>	

Question	Answer	Marks
4(c)	<p>1 mark per bullet point to max 8:</p> <ul style="list-style-type: none"> • class declaration with inheritance from <code>Performer</code> • constructor taking five or six parameters • ...call to inherited constructor ... • ...sending either five parameters or four with "Acrobat" • <code>UseFire</code> declared as <code>private Boolean</code> • In constructor, storing value in <code>UseFire</code> from parameter • <code>PerformerInfo</code> header (and end where applicable) without any parameters • ... outputs / returns • ... <code>StageName & " (real name " & FirstName & " " & SecondName & ") is an acrobat"</code> • ... <code>"Fire is part of " & StageName & "'s act."</code> ONLY printed when Fire is TRUE • ... <code>"When not performing, " & StageName & " is a " & SecondaryRole</code> <p>Example Python:</p> <pre> class Acrobat(Performer): def __init__(self,Firstname, Lastname, Stagename, SecondaryRole, Fire): Performer.__init__(self, Firstname, Lastname, Stagename, SecondaryRole, "Acrobat") self.__UseFire = Fire def PerformerInfo(self): ReturnString = "%s (real name %s %s) is %s. " % (self. Stagename, self.Firstname, self. Lastname, Acrobat.PerfType) if(self.__UseFire): ReturnString = ReturnString + "Fire is part of %s's act. " % (self.Stagename) else: ReturnString = ReturnString + "Fire is not part of %s's act. " % (self.Stagename) ReturnString = ReturnString + "When not performing, %s is a %s" % (self.Stagename, self.SecondaryRole) return ReturnString </pre>	8

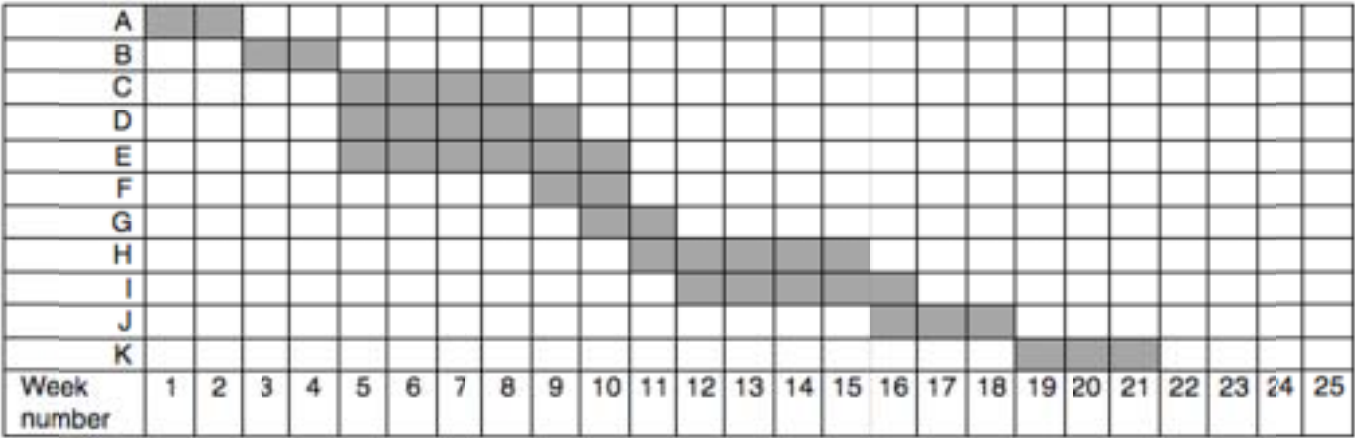
PUBLISHED

Question	Answer	Marks
4(c)	<p>Example Visual Basic:</p> <pre> Class Acrobat : Inherits Performer Private UseFire As Boolean Public Function PerformerInfo() as string PerformerInfo = Stagename + "(real name " + FirstName + " " + LastName + ") is " + PerfType + "." IF(UseFire) THEN PerformerInfo = PerformerInfo + "Fire is part of " + Stagename + "'s act." ELSE PerformerInfo = PerformerInfo + "Fire is not part of " + Stagename + "'s act." END IF PerformerInfo = PerformerInfo + "When not performing, " + Stagename + " is a " + SecondaryRole END FUNCTION Public Sub New(ByVal Fname As String, ByVal Lname As String, ByVal Sname As String, ByVal SecRole As String, ByVal fire As String) MyBase.New(Fname, Lname, Sname, SecRole, "Acrobat") UseFire = fire End Sub End Class </pre>	

PUBLISHED

Question	Answer	Marks
4(c)	<p>Example Pascal:</p> <pre> type Acrobat = class(Performer) private UseFire : Boolean; public Constructor init(Fname, Lname, Sname, Sfire, Srole: String, "Acrobat"); override; Function PerformerInfo() : String end; constructor Acrobat.init(Fname, Lname, Sname, Sfire, Srole:String); begin Firstname := Fname; Lastname := Lname; StageName := Sname; SecondaryRole := Srole; PerfType := "Acrobat"; UseFire := Sfire; end; Function Acrobat.PerformerInfo() : String; var ReturnString : String; begin ReturnString := Stagename + "(real name" + FirstName + " " + LastName + ") is " + PerfType; IF(UseFire) THEN ReturnString := ReturnString + "Fire is part of " + Stagename + "s act." ELSE ReturnString := ReturnString + "Fire is not part of " + Stagename + "'s act. "; ReturnString := ReturnString + "When not performing," + Stagename + " is a " + SecondaryRole; Result = ReturnString; end; </pre>	

Question	Answer	Marks
4(d)(i)	<p>1 mark per bullet point:</p> <ul style="list-style-type: none"> • Assignment to <code>Acrobat_1</code> • Creates instance of <code>Acrobat</code> • Correct five parameter values <p>Example Python:</p> <pre>Acrobat_1 = Acrobat("Alex", "Tan", "Amazing Alex", "Popcorn Seller", True)</pre> <p>Example VB.NET:</p> <pre>Acrobat_1 = New Acrobat("Alex", "Tan", "Amazing Alex", "Popcorn Seller", True)</pre> <p>Example Pascal:</p> <pre>Acrobat_1 := Acrobat("Alex", "Tan", "Amazing Alex", "Popcorn Seller", True)</pre>	3
4(d)(ii)	<p>1 mark per bullet point to max 2:</p> <ul style="list-style-type: none"> • Clown/Acrobat/Aerial inherit from Performer/base class // Clown/Acrobat/Aerial are the child/sub class and Performer in the parent/base/super • Clown/Acrobat/Aerial can use the attributes from Performer • Clown/Acrobat/Aerial can use the methods from Performer • Clown/Acrobat/Aerial can extend the methods in Performer 	2

Question	Answer	Marks
5(a)	<p>1 mark per bullet</p> <ul style="list-style-type: none"> • C, D and E start at same point after B • F follows C • G follows D and H follows F • I follows G and J follows H • K follows J 	5
5(b)	<p>1 mark per bullet point to max 2:</p> <p>Example:</p> <ul style="list-style-type: none"> • Teams can work on simultaneous/concurrent/parallel tasks • Any example of two teams working simultaneously e.g. From step 3, each team can work on a different task in week 4, 5 and 6 // tasks C, D, E can be split between different teams • Any example of working on same activities //e.g. all teams can work together on 1–2 / A, 2–3/B • Any example of working on dependent activities // e.g. if all teams work on B, then they can split up for CDE 	2
5(c)(i)	A,B,E,H,J,K	1

PUBLISHED

Question	Answer	Marks
5(c)(ii)	<p>1 mark per bullet point to max 2:</p> <p>Example:</p> <ul style="list-style-type: none"> • If there is any delay to a task which is part of the critical path • ... then the overall project will be delayed • Gives the earliest possible completion time • ... this allows you to organise/allocate resources (efficiently) • Frequently recalculate the critical path ... • ... to see if there are any delays/new critical path has arisen • Can identify where there is slack in activities • ... so they can start later without affecting the critical path 	2

Question	Answer	Marks
6(a)(i)	<p>1 mark per bullet point:</p> <ul style="list-style-type: none"> • Declaring a record type // class etc. • Declaring Country as a string • Declaring Pointer as an integer <p>Example:</p> <pre> TYPE ListElement DECLARE Country : STRING DECLARE Pointer : INTEGER ENDTYPE </pre>	3

Question	Answer	Marks
6(a)(ii)	<p>1 mark per bullet point:</p> <ul style="list-style-type: none"> • Declaring <code>CountryList</code> as an array with 15 elements • Of type <code>ListElement</code> <p>Example:</p> <pre>DECLARE CountryList : ARRAY[1 : 15] OF ListElement</pre>	2
6(b)	<p>1 mark for each completed statement</p> <pre>PROCEDURE DeleteNode(NodeValue: STRING, ThisPointer: INTEGER, PreviousPointer: INTEGER) IF CountryList[ThisPointer].Value = NodeValue THEN CountryList[ThisPointer].Value ← "" IF ListHead = ThisPointer THEN ListHead ← CountryList[ThisPointer].Pointer ELSE CountryList[PreviousPointer].Pointer ← CountryList[ThisPointer].Pointer ENDIF CountryList[LastNode].Pointer ← ThisPointer LastNode ← ThisPointer CountryList[ThisPointer].Pointer ← -1 ELSE IF CountryList[ThisPointer].Pointer <> -1 THEN CALL DeleteNode(NodeValue, CountryList[ThisPointer].Pointer, ThisPointer) ELSE OUTPUT "DOES NOT EXIST" ENDIF ENDIF ENDPROCEDURE</pre>	5