

CAMBRIDGE INTERNATIONAL EXAMINATIONS

Cambridge International Advanced Level

MARK SCHEME for the May/June 2015 series

9608 COMPUTER SCIENCE

9608/43

Paper 4 (Written Paper), maximum raw mark 75

This mark scheme is published as an aid to teachers and candidates, to indicate the requirements of the examination. It shows the basis on which Examiners were instructed to award marks. It does not indicate the details of the discussions that took place at an Examiners' meeting before marking began, which would have considered the acceptability of alternative answers.

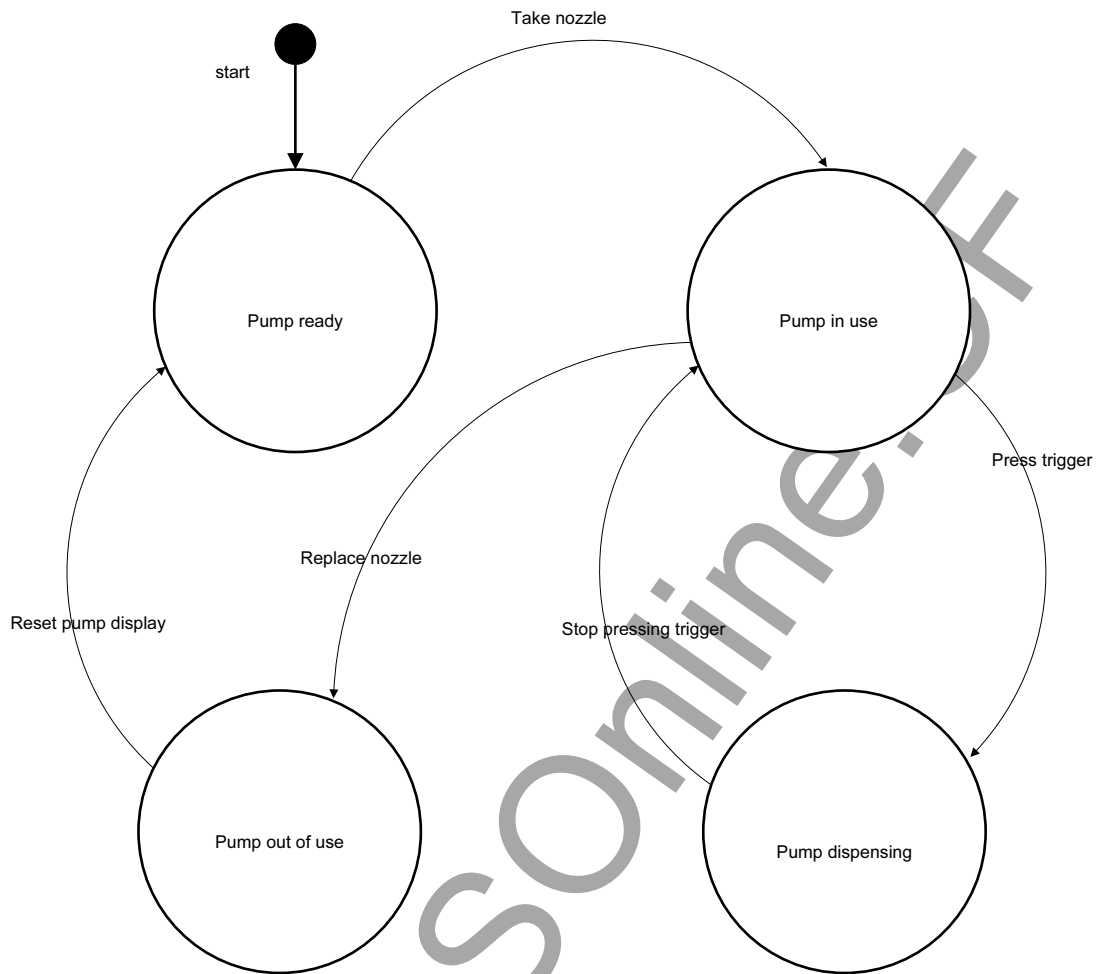
Mark schemes should be read in conjunction with the question paper and the Principal Examiner Report for Teachers.

Cambridge will not enter into discussions about these mark schemes.

Cambridge is publishing the mark schemes for the May/June 2015 series for most Cambridge IGCSE[®], Cambridge International A and AS Level components and some Cambridge O Level components.

® IGCSE is the registered trademark of Cambridge International Examinations.

1



[9]

2 (a) `made_with(laasi, milk).`
`made_with(laasi, yogurt).`
`dairy_product(milk).`
`dairy_product(yogurt).`

[4]

(b) `Ingredient =`
`cheese, egg, flour`

[2]

(c) `contains_meat(Dish)`
`IF`
`made_with(Dish, X)`
`AND`
`meat(X)`

(2 marks)

(1 mark)

(1 mark)

[4]

3 (a)

Conditions	Age under 25	Y	Y	Y	Y	N	N	N	N
	Previous accident	Y	Y	N	N	Y	Y	N	N
	Licence held for 3 or more years	Y	N	Y	N	Y	N	Y	N
Actions	10% extra cost		X						
	No discount	X			X	X	X		
	5% discount			X				X	X
		1 mark	1 mark	1 mark	1 mark	1 mark		1 mark	

[6]

(b)

Conditions	Age under 25	Y	Y	Y	Y	N	N		
	Previous accident	Y	Y	N	N	Y	N		
	Licence held for 3 or more years	Y	N	Y	N	-	-		
Actions	10% extra cost		X						
	No discount	X			X	X			
	5% discount			X			X		
		1 mark				1 mark	1 mark		

[3]

Page 4	Mark Scheme	Syllabus	Paper
	Cambridge International A Level – May/June 2015	9608	43

(c) Example Pascal

```

FUNCTION CostPercentageChange(DriverAge : INTEGER;
    HadAccident : BOOLEAN; YearsLicenceHeld : INTEGER) : INTEGER;
BEGIN
    IF DriverAge >= 25
    THEN
        IF HadAccident = TRUE
        THEN
            CostPercentageChange := 0
        ELSE
            CostPercentageChange := -5
        ELSE
            IF HadAccident = TRUE
            THEN
                IF YearsLicenceHeld < 3
                THEN
                    CostPercentageChange := 10
                ELSE
                    CostPercentageChange := 0
                ELSE
                    IF YearsLicenceHeld < 3
                    THEN
                        CostPercentageChange := 0
                    ELSE
                        CostPercentageChange := -5;
            END;

```

Example Python

```

def CostPercentageChange(DriverAge, HadAccident, YearsLicenceHeld) :
    if DriverAge >= 25:
        if HadAccident:
            return 0
        else:
            return -5
    else:
        if HadAccident:
            if YearsLicenceHeld < 3:
                return 10
            else:
                return 0
        else:
            if YearsLicenceHeld < 3:
                return 0
            else:
                return -5;

```

Page 5	Mark Scheme	Syllabus	Paper
	Cambridge International A Level – May/June 2015	9608	43

Mark as follows:

Correct function header

Correct IF statement (1)

Correct IF statement (2)

Correct IF statement (3)

Correct IF statement (4)

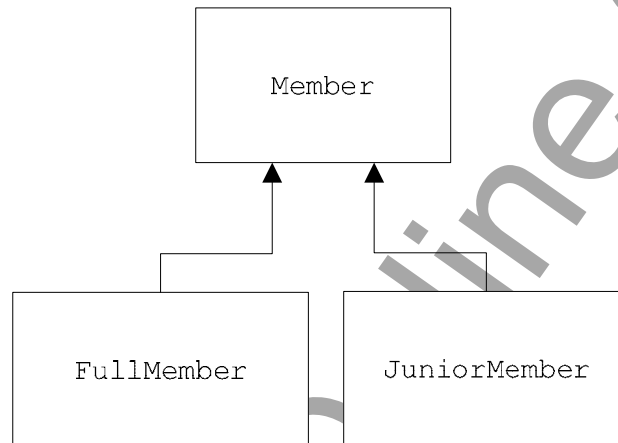
Correct IF statement (5)

Correct return statement (or equivalent)

OR equivalent demonstrating correct logic

[max 6]

4 (a)



[3]

(b) Example Pascal

```

Member = CLASS
  PUBLIC
    Procedure SetMemberName;
    Procedure SetMemberID;
    Procedure SetSubscriptionPaid;
  PRIVATE
    MemberName      : STRING;
    MemberID        : STRING;
    SubscriptionPaid : Boolean;
END;
  
```

Page 6	Mark Scheme	Syllabus	Paper
	Cambridge International A Level – May/June 2015	9608	43

Example Python

```
class Member() :
    def __init__(self):          PUBLIC
        self.__MemberName = ""
        self.__MemberID = ""
        self.__SubscriptionPaid = False
    def SetMemberName(self, Name):
        self.MemberName = Name
    def SetMemberID(self, ID):
        self.MemberID = ID
    def SetSubscriptionPaid(self, Paid):
        self.SubscriptioPaid = Paid
```

Mark as follows:

Class header	(1 mark)
Public and Private used correctly	(1 mark)
MemberName + MemberID	(1 mark)
SubscriptionPaid	(1 mark)
Methods × 3	(1 mark)

[5]

(c) (i) Example Pascal

```
JuniorMember = CLASS (Member)
    PUBLIC
        Procedure SetDateOfBirth;
    PRIVATE
        DateOfBirth : DateTime;
    END;
```

Example Python

```
class JuniorMember (Member):
    def __init__ self:
        super().__init__()
        self.DateOfBirth = ""
    def SetDateOfBirth(self, Date):
        self.DateOfBirth = Date
    def SetMemberName(self, Name):
        super().SetMemberName(Name)
    def SetMemberID(self, ID):
        super().SetMemberID(ID)
    def SetSubscriptionPaid(self, Paid):
        super().SetSubscriptioPaid(Paid)
```

[3]

Page 7	Mark Scheme	Syllabus	Paper
	Cambridge International A Level – May/June 2015	9608	43

(ii) Example Pascal

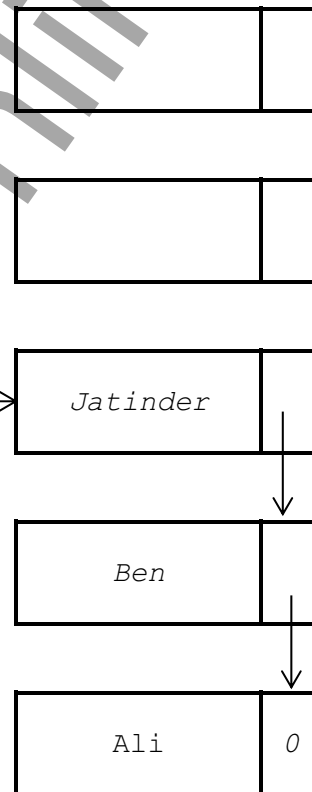
```
NewMember := JuniorMember.Create; (1 mark)
NewMember.SetMemberName('Ahmed');
NewMember.SetMemberID('12347'); (1 mark)
NewMember.SetSubscriptionPaid(TRUE);
NewMember.SetDateOfBirth("12/11/2001"); (1 mark)
```

Example Python

```
NewMember := JuniorMember() (1 mark)
NewMember.SetMemberName("Ahmed")
NewMember.SetMemberID("12347") (1 mark)
NewMember.SetSubscriptionPaid(TRUE)
NewMember.SetDateOfBirth("12/11/2001") (1 mark)
```

[3]

5 (a)

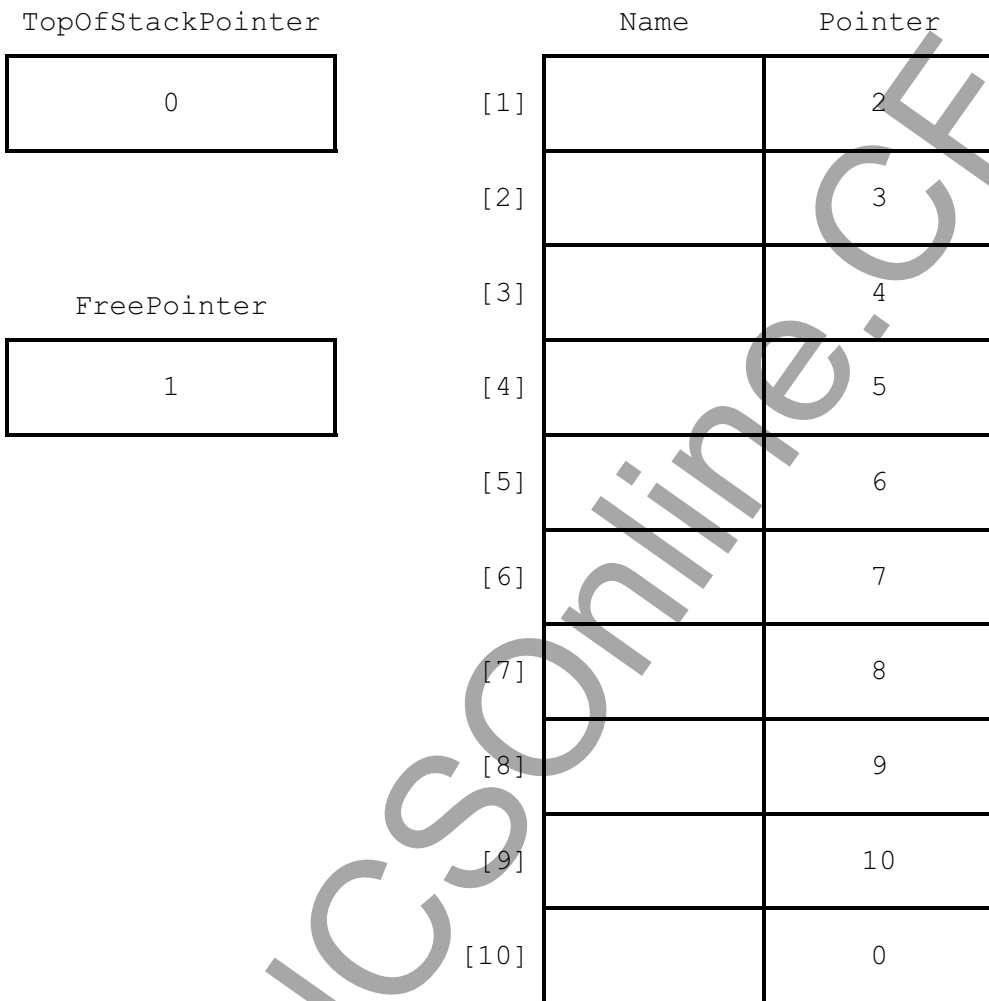


1 mark for Top of Stack pointer
 1 mark for 3 correct items
 1 mark for correct order with null pointer in last node

[3]

(b) (i)

Stack



Mark as follows:
 TopOfStackPointer
 FreePointer
 Pointers[1] to [9]
 Pointer[10]

[4]


```

(ii) PROCEDURE Pop()
    // Report error if Stack is empty
    IF TopOfStackPointer = 0
    THEN
        Error
    ELSE
        OUTPUT Stack[TopOfStackPointer].Name
        // take a copy of the current top of stack pointer
        TempPointer ← TopOfStackPointer
        // update the top of stack pointer
        TopOfStackPointer ← Stack[TempPointer].Pointer
        // link released node to free list
        Stack[TempPointer].Pointer ← FreePointer
        FreePointer ← TempPointer
    ENDIF
ENDPROCEDURE

```

1 mark for each line of code as above (first 4 lines + ENDIF for 1 mark) [Max 5]

6 (a) A procedure that calls itself // is defined in terms of itself [1]

(b) Before procedure call is executed current state of the registers/local variables is saved onto the stack
 When returning from a procedure call the registers/local variables are re-instated [2]

(c)

Call number	n	(n=0) OR (n=1)	n DIV 2	n MOD 2
1	40	FALSE	20	0
2	20	FALSE	10	0
3	10	FALSE	5	0
4	5	FALSE	2	1
5	2	FALSE	1	0
6	1	TRUE		

1 mark

1 mark

1 mark

OUTPUT 101000 – 1 mark for each pair of bits. [6]

(d) Conversion of denary number into binary [1]

Page 10	Mark Scheme	Syllabus	Paper
	Cambridge International A Level – May/June 2015	9608	43

(e) (i) Example Pascal

```
Procedure X(n: INTEGER)
BEGIN
  IF (n = 0) OR (n = 1)
  THEN
    Write(n)
  ELSE
    BEGIN
      X(n DIV 2);
      Write(n MOD 2);
    END;
  END;
```

Example Python

```
def X(n):
    if (n == 0) or (n == 1):
        print(n, end="")
    else:
        X(n // 2)
        print(n % 2, end="")
```

Mark as follows:

Procedure heading & ending

Boolean expression

correctly grouped statements within ELSE

recursive call

Using DIV and MOD correctly

[5]